



**Gies College
of Business**

Career Outcomes for On-Campus Graduate Programs

Gies College of Business is here to support you every step of the way. Our faculty will help you learn the skills you need and you can tap into our strong network of employers and alumni to land a fulfilling job after graduation.

This report summarizes career outcome, salary, and top employer information for graduates of our on-campus graduate programs. This information is provided as a resource for prospective learners, current learners, faculty, and staff. The stats are based on responses to the annual Illini Success Survey and represent Gies Business learners who graduated in August 2022, December 2022 and May 2023.

Keep in mind, individual situations and prevailing labor market conditions can influence the hiring timeline in a big way.

About STEM designation

All Gies graduate programs are STEM-designated. A STEM designation is a label given to certain academic programs in the United States by the Department of Homeland Security (DHS) in fields related to science, technology, engineering, and mathematics (STEM).

Students who graduate from STEM-designated degree programs are eligible for certain benefits, such as an extension of their Optional Practical Training (OPT) work authorization. OPT is a program that allows international students to work in the United States after graduation. With a STEM-designated graduate degree, students can extend their OPT for an additional 24 months, helping them gain more hands-on experience working in the United States.

Accuracy in Reporting Employment Statistics

Gies College of Business adheres to the MBA Career Services & Employer Alliance (MBA CSEA) Standards for Reporting Employment Statistics (mbacsea.org). Conformance to this business school industry standard ensures accurate and comparable employment data.

Master of Accounting Science (MAS) 2022–2023

TOTAL NUMBER OF LEARNERS WHO GRADUATED: **175**

Employment Profile (6-month data)

98.4%

Successful career outcomes

Known employment status among all grads	126
Employment status knowledge rate	72.0%
Number of learners seeking a job	126
Number of learners placed	124
Successful career outcomes	98.4%
Domestic learners	98.9%
International learners	97.4%

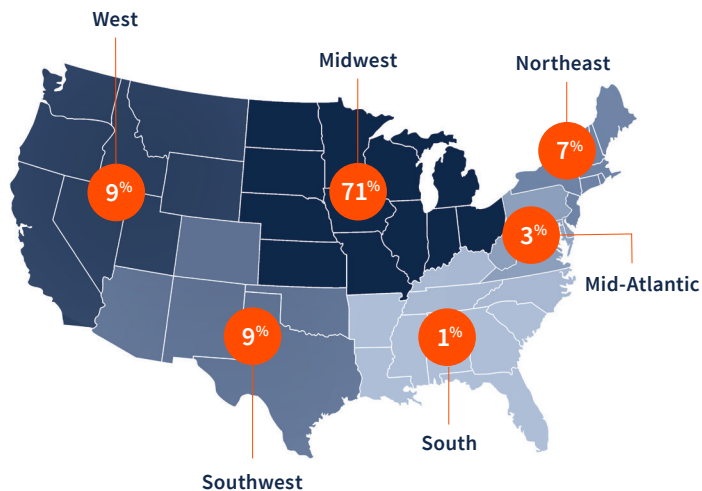
Salary Information (6-month data)

\$74,693

Average Salary

Number of salaries reported	60
Salary knowledge rate	49.2%
Average salary	\$74,693
Average US citizen salary (# reporting)	\$73,345 (44)
Average non-US citizen salary (# reporting)	\$76,929 (16)
Average signing bonus (# reported)	\$3,917 (42)

Locations of Accepted Offers (US)



Sample Employers Who Hired MAS Graduates

3M	Grant Thornton
Alvarez & Marsal	Hyatt Hotels Corporation
Amazon	KPMG
Andersen	Lincoln International
BDO	Malone Bailey
Cohen & Company	Plante Moran
Crowe	PwC
Deloitte	RSM
EY	Snap-on

Sample Job Titles of MAS Graduates

Accountant, Assurance Associate, Audit and Assurance Associate, Audit Associate, Audit Staff, Auditor, Financial Analyst, Processes Consulting Associate, Risk and Financial Advisory Analyst, Staff Accountant, Strategy Advisory Associate, Tax Associate, Tax Consultant, Tax Technology Consultant, Technology Risk Consultant, Transaction Diligence, Treasurer, Valuation Associate

Master of Science in Accountancy (MSA) 2022–2023

TOTAL NUMBER OF LEARNERS WHO GRADUATED: **149**

Employment Profile (6-month data)

92.1%

Successful career outcomes

Known employment status among all grads	115
Employment status knowledge rate	77.2%
Number of learners seeking a job	114
Number of learners placed	105
Successful career outcomes	92.1%
Domestic learners	100%
International learners	91.3%

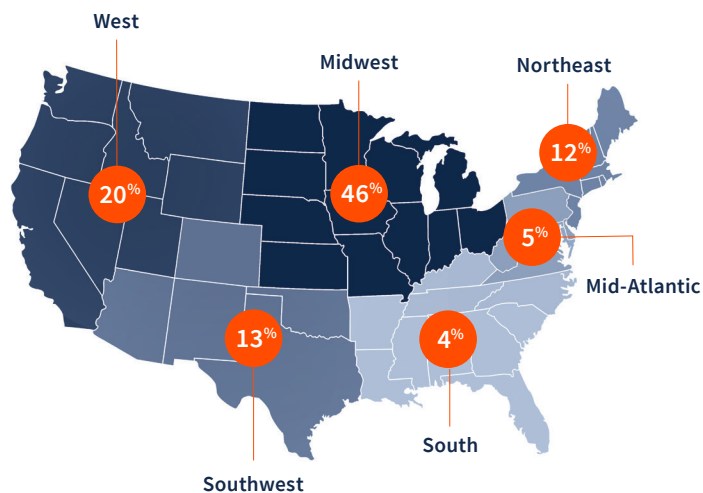
Salary Information (6-month data)

\$62,409

Average Salary

Number of salaries reported	42
Salary knowledge rate	41.6%
Average salary	\$62,409
Average US citizen salary (# reporting)	\$69,667 (3)
Average non-US citizen salary (# reporting)	\$61,836 (39)
Average signing bonus (# reported)	\$3,429 (21)

Locations of Accepted Offers (US)



Sample Employers Who Hired MSA Graduates

Crowe	Houlihan Lokey
Deloitte	KPMG
Driscoll's	ICBC China
EY	Malone Bailey
Far East Holding Group	PwC
Goldman Sachs	RSM
Grant Thornton	Standish Management
Harry Lin CPA	State Farm
HLS Global	University of Illinois

Sample Job Titles of MSA Graduates

Accountant, Associate Auditor, Audit and Assurance Assistant, Audit Assistant, Audit Associate, Auditor, Chief Financial Officer, Federal Tax Staff, Financial Analyst, Global Market Analyst, International Tax Associate, Mergers and Acquisitions Tax Associate, System and Organization Controls (SOC) Services Associate, Tax Associate, Tax Accountant, Tax Consultant, Tax Staff

Master of Science in Business Analytics (MSBA) 2022–2023

TOTAL NUMBER OF LEARNERS WHO GRADUATED: 96

Employment Profile (6-month data)

83.8%

Successful career outcomes

Known employment status among all grads	80
Employment status knowledge rate	83.3%
Number of learners seeking a job	80
Number of learners placed	67
Successful career outcomes	83.8%
Domestic learners	100%
International learners	82.4%

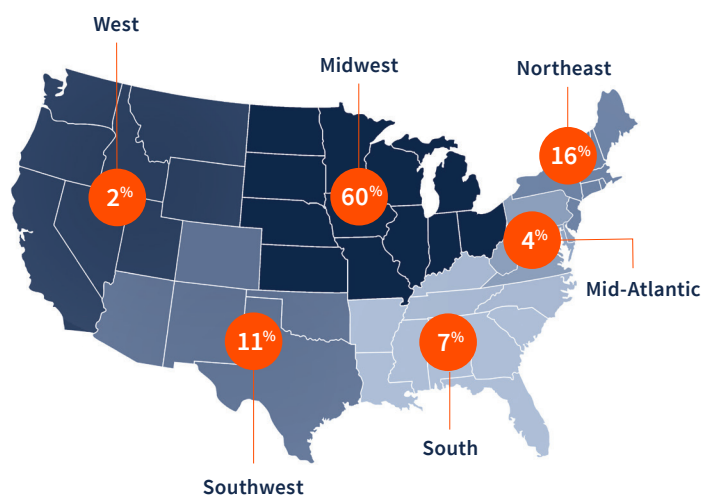
Salary Information (6-month data)

\$96,250

Average Salary

Number of salaries reported	13
Salary knowledge rate	20.6%
Average salary	\$96,250
Average US citizen salary (# reporting)	Insufficient data (0)
Average non-US citizen salary (# reporting)	\$96,250 (13)
Average signing bonus (# reported)	\$12,500

Locations of Accepted Offers (US)



Sample Employers Who Hired MSBA Graduates

Discover Financial	Kellogg's
AECOM	McKinney
BMO Financial Group	MTX Group, Inc
Boar's Head	PwC
Deloitte	T-Mobile
EY	Tesla
Greyhound Lines	Uber
JP Morgan & Chase	University of Illinois
Kaiser Aluminum	Whole Foods Market

Sample Job Titles of MSBA Graduates

Business Analyst, Business Development Representative, Business Intelligence Consultant, Business Operations Specialist, Business Process Analyst, Consultant, Continuous Improvement Engineer, Data Analyst, Data Engineer, Data Scientist, Data Scientist Intern, Enterprise Cloud Architect, Lead Data Science Analyst, Marketing Data Scientist, Senior Analyst, Senior Data Engineer, Supply Chain Intelligence Analyst, Technical Product Manager

Master of Science in Finance (MSF) 2022–2023

TOTAL NUMBER OF LEARNERS WHO GRADUATED: **180**

Employment Profile (6-month data)

87.8%

Successful career outcomes

Known employment status among all grads	98
Employment status knowledge rate	54.4%
Number of learners seeking a job	98
Number of learners placed	86
Successful career outcomes	87.8%
Domestic learners	100%
International learners	87.0%

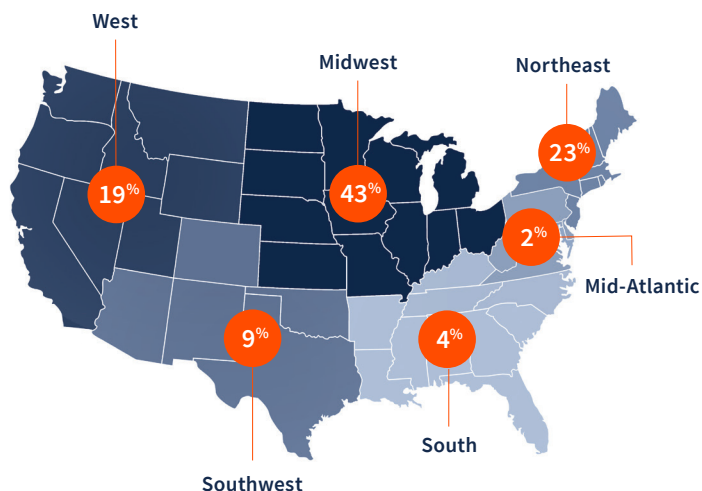
Salary Information (6-month data)

\$79,100

Average Salary

Number of salaries reported	28
Salary knowledge rate	35.0%
Average salary	\$79,100
Average US citizen salary (# reporting)	\$81,250 (4)
Average non-US citizen salary (# reporting)	\$78,690 (24)
Average signing bonus (# reported)	\$6,000 (18)

Locations of Accepted Offers (US)



Sample Employers Who Hired MSF Graduates

Accenture	Fifth Third Bank
Aon	Goldman Sachs
Bank of America	Grant Thornton
BNY Mellon	Pavlov Media
CDC Financial	PepsiCo
Citibank	PwC
Discover Financial	Tesla
EY	University of Illinois
Equity Methods	Volvo Financial Services

Sample Job Titles of MSF Graduates

Audit Associate, Bond Evaluator, Business Strategy Consultant, Business Valuation Staff, Chief Accountant, Corporate Planning Associate, Credit Analyst, Data Analyst, Financial Analyst, Financial Instrument Valuation, Financial Manager, Financial Reporting Associate, Fund Controller, Investment Banking Analyst, Quantitative Analyst, Quantitative Researcher, Retirement Actuarial Specialist, Risk Analyst

Master of Science in Management (MSM) 2022–2023

TOTAL NUMBER OF LEARNERS WHO GRADUATED: **81**

Employment Profile (6-month data)

85.48%

Successful career outcomes

Known employment status among all grads	62
Employment status knowledge rate	76.5%
Number of learners seeking a job	62
Number of learners placed	53
Successful career outcomes	85.48%
Domestic learners	97.1%
International learners	70.4%

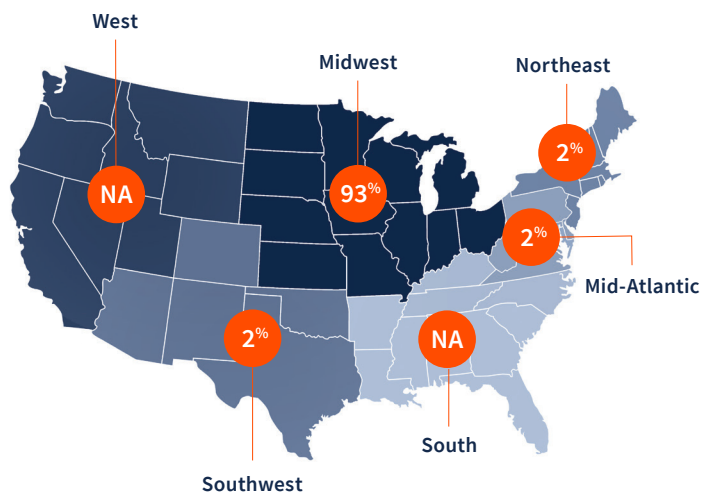
Salary Information (6-month data)

\$69,355

Average Salary

Number of salaries reported	19
Salary knowledge rate	38.0%
Average salary	\$69,355
Average US citizen salary (# reporting)	\$66,659 (11)
Average non-US citizen salary (# reporting)	\$73,063 (8)
Average signing bonus (# reported)	\$4,375 (8)

Locations of Accepted Offers (US)



Sample Employers Who Hired MSM Graduates

BDO
Blue Cross Blue Shield
Cancer Center at Illinois
Chicago Bulls
COUNTRY Financial
Gold Rush Gaming
GreenbergFarrow
Humans Matter
Impact Advisors
Ingredion
Marmom Holdings
Morgan Stanley
Panasonic Connect
RSM
Tectonic, Inc
United Airlines
University of Illinois

Sample Job Titles of MSM Graduates

Account Manager, Associate Analyst, Associate Consultant, Benefits Analyst, Business Analyst, Business Transformation Executive, Consultant, Data Engineer, Due Diligence Coordinator, Healthcare Analyst, IT Advisory Consultant, Marketing Coordinator, Marketing Intern, Operations Coordinator, Pricing Analyst, Program Manager, Risk Advisor, Risk Consultant

Master of Science in Technology Management (MSTM)

2022–2023

TOTAL NUMBER OF LEARNERS WHO GRADUATED: **101**

Employment Profile (6-month data)

93.8%

Successful career outcomes

Known employment status among all grads	84
Employment status knowledge rate	83.2%
Number of learners seeking a job	81
Number of learners placed	76
Successful career outcomes	93.8%
Domestic learners	100%
International learners	93.4%

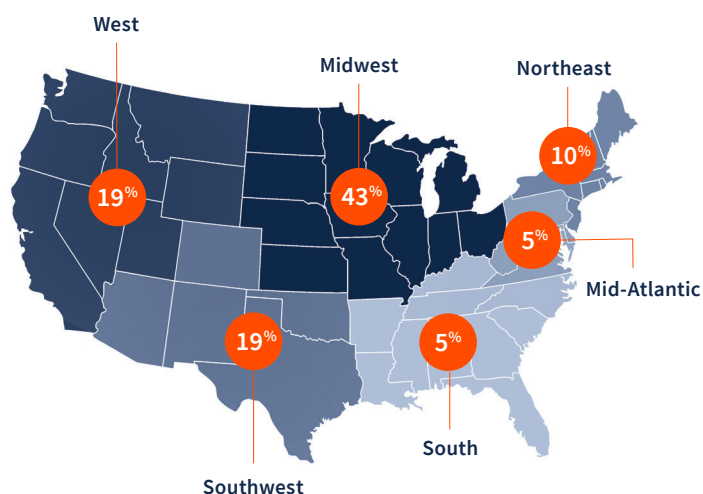
Salary Information (6-month data)

\$109,544

Average Salary

Number of salaries reported	18
Salary knowledge rate	24.0%
Average salary	\$109,544
Average US citizen salary (# reporting)	Insufficient data (1)
Average non-US citizen salary (# reporting)	\$109,518 (17)
Average signing bonus (# reported)	\$8,611 (9)

Locations of Accepted Offers (US)



Sample Employers Who Hired MSTM Graduates

Amazon	DISH
Boeing	eBay
Capital One	EY
Caterpillar	Fidelity Investments
Cognizant	General Motors
Cummins	LG Electronics
CVS Health	Mu Sigma
Deloitte	OEC Group
Discover Financial	Walmart

Sample Job Titles of MSTM Graduates

Analytics Consultant, Associate Consultant, Business Analyst, Business Analytics Manager, Business Demand Analyst, Chief Business Officer, Data Analyst, Data Scientist, Operations Manager, Project Engineer, Project Management Specialist, Senior Business Analyst, Senior Consultant, Senior Product Manager, Senior Software Developer, Software Engineer, Supply Chain Engineer, Technology Consultant